

Read the spelling words and sentences.

- | | | |
|--------------|-----------------|---|
| 1. humid | <i>humid</i> | The humid jungle air is full of odors. |
| 2. remove | <i>remove</i> | Please remove your hat as you enter. |
| 3. prove | <i>prove</i> | Can we prove that dinosaurs are extinct? |
| 4. costume | <i>costume</i> | Sara made her own Halloween costume . |
| 5. rescue | <i>rescue</i> | Firefighters rescue people and animals. |
| 6. unit | <i>unit</i> | The hospital unit for infants was warm. |
| 7. annual | <i>annual</i> | Our club holds an annual dance. |
| 8. suit | <i>suit</i> | On Sunday Rita wore a yellow suit . |
| 9. include | <i>include</i> | Both of these recipes include butter. |
| 10. continue | <i>continue</i> | The swimmers will continue for ten laps. |
| 11. future | <i>future</i> | Your future may include an electric car. |
| 12. beauty | <i>beauty</i> | The beauty of the canyon is awesome. |
| 13. movies | <i>movies</i> | Orson Welles made great movies . |
| 14. value | <i>value</i> | The new roof added value to her home. |
| 15. humor | <i>humor</i> | W.C. Fields is known for his humor . |
| 16. museum | <i>museum</i> | My town has an art museum . |
| 17. avenue | <i>avenue</i> | This avenue runs east; that street runs south. |
| 18. produce | <i>produce</i> | Bees produce honey and carry pollen. |
| 19. amuse | <i>amuse</i> | This birthday card will amuse Mom. |
| 20. youth | <i>youth</i> | Grandpa won many races in his youth . |

Think & Sort the spelling words.

1-8. Write the words with the /ōō/ sound.

9-20. Write the words with the /yōō/ sound.

Remember

The /ōō/ vowel sound may be spelled **ui**, **o-consonant-e**, **u-consonant-e**, **o**, or **ue**. The /yōō/ vowel sound may be spelled **u**, **you**, **u-consonant-e**, **ue**, or **eau**.

Connections to VOCABULARY

Word Categorization

Write a spelling word to complete each sequence.

- | | |
|-------------------------|--------------------------------|
| 1. build, create, _____ | 4. notice, welcome, _____ |
| 2. _____, maturity, age | 5. question, experiment, _____ |
| 3. lane, road, _____ | 6. weekly, monthly, _____ |

Word Meanings

Write a spelling word for each clue.

7. This means "to save someone who is in danger."
8. You wear this matching outfit.
9. When you do this, you keep on without stopping.
10. Both friendship and gold have a lot of this.
11. Actors may wear one in a play.
12. You have to do this to the shells before you eat certain foods.
13. Precious art is protected in this place.
14. These are moving pictures shown on a screen.
15. This means "damp" or "moist."



Use the Dictionary

Match a syllable in column A with a syllable in column B to complete the dictionary respelling. Then write the spelling words. Check your answers in the **Spelling Dictionary**.

- | A | B |
|-----------|--------|
| 16. byōō' | mər |
| 17. ə | nīt |
| 18. hyōō' | chər |
| 19. yōō' | myōōz' |
| 20. fyōō' | tē |

Word Categorization

1.

2.

3.

4.

5.

6.

Word Meanings

7.

8.

9.

10.

11.

12.

13.

14.

15.

Use the Dictionary

16.

17.

18.

19.

20.

Connections to READING

humid	remove	prove	costume	rescue
unit	annual	suit	include	continue
future	beauty	movies	value	humor
museum	avenue	produce	amuse	youth

Complete the Analogies

1. _____
2. _____
3. _____
4. _____
5. _____
6. _____

Make Inferences

7. _____
8. _____
9. _____
10. _____

1. _____
2. _____
3. _____


Use Context Clues

4. _____
5. _____
6. _____
7. _____
8. _____
9. _____
10. _____

Complete the Analogies

Write a spelling word to complete each analogy.

1. Clear is to foggy as dry is to _____.
2. Yesterday is to tomorrow as past is to _____.
3. Give is to take as add is to _____.
4. Begin is to end as stop is to _____.
5. Fish is to aquarium as art is to _____.
6. Tragedy is to sadness as comedy is to _____.



Make Inferences

Write a spelling word to complete each sentence.

7. The _____ of the mountains was captured by Jenna's pictures.
8. We will walk along this tree-lined _____.
9. Can you _____ that the answer is correct?
10. The lifeguard will _____ that cat in the pool.
11. Our class has an _____ bake sale in May.
12. Grandma has been a great reader since her _____.
13. The clown will _____ the bored children.

Use Context Clues

Write the spelling words that complete the paragraph.

In Hollywood, making 14. is a big business. Many hard-working people are needed to 15. a movie. The tasks 16. choosing a good script, finding actors, and planning the sets and 17. designs that will 18. both the plot and the characters. Each department, or 19., in a movie company, no matter how small, has a job of great 20. to perform.

Connections to WRITING

Proofread a Fable

The symbol Ⓞ means add a period. The symbol ¶ means indent. Proofread the fable below for ten misspelled words. Then rewrite the fable. Write the spelling words correctly and make the corrections indicated by the proofreading marks.

¶ The lesson is that byooty is only skin deep. Ⓞ The plot is that a costoom makes Princess Hilda fall in love with an evil man named Tim. His appearance blinds Hilda to his faults. Sal and Edith vallue Hilda's friendship, so they reskyew her ^{from} Tim. They remoov his mask and perduce his mean eyes and cruel mouth. In the fyoochur, Hilda will have the man she loves proov his goodness. She must continnue to look for that man. As the fable ends, Hilda ~~she~~ meets Will, whose beauty and kindness soot her perfectly.

Proofreading Marks

≡	Capital Letter
/	Small Letter
^	Add
⤵	Delete
Ⓞ	Add a Period
¶	Indent

NARRATIVE Writing Prompt

Write a Fable

Write a fable about a lesson you'd like to teach. Use as many spelling words as you can.

- Use the writing process: prewrite, draft, revise, edit, and publish.
- Describe your character or characters: Who are they? How do they behave? Who is telling the story?
- Include a clearly defined focus, plot, and point of view.
- Edit your draft for complete sentences with correct capitalization, punctuation, grammar, and spelling.
- Use the **Spelling Dictionary** in this book or an online dictionary to check spelling.

Transfer

Find three words from your fable that have /yōō/. Write the words in your Spelling Journal and circle the letters used to spell /yōō/.

Extend & Transfer

Word Study



Pattern Power

1. _____
2. _____
3. _____
4. _____
5. _____
6. _____
7. _____
8. _____
9. _____
10. _____
11. _____
12. _____

cube	unit	value	rescue	amuse	butte
fruit	suit	produce	annual	approve	pollute
glue	continue	youth	include	cruise	nuisance
human	future	humid	humor	introduce	utensil
lose	beauty	remove	museum	refuse	junior
prove	movies	costume	avenue	tissue	substitute

Pattern Power

- Use words from the spelling list above to complete these exercises.
- 1-4. Write the words that contain /yoo/ spelled **u-consonant-e**.
 - 5-7. Write the words with /yoo/ as the first sound.
 - 8-11. Write the words that contain /oo/ spelled **o-consonant-e**.
 12. Write the word with the meaning "damp" that has /yoo/ in the first syllable.


Word Origins

- Write the spelling words with the following roots.
13. **dūcere** meaning "lead or draw"
 14. **claudere** meaning "close"
 15. **ūni** meaning "one"

Word Structure

- Write the spelling word for each clue.
16. starts and ends with **m**
 17. has two **n**'s side by side
 - 18-20. starts with **hu**

Technology




Word Hunt

Read the paragraphs below. Look for words with /oo/ and /yoo/.

You probably have a computer at school or at home. You might get to use one at a library. A computer can do many things, but you have to tell it what to do. You do this by giving it commands. Commands are orders, or instructions, that tell the computer what to do. You can give commands in many ways. Sometimes you pull down a menu of commands and click the one you want. Other times the commands pop up when you place the cursor over the menu. You can also use your mouse to drag a marker up or down a slide.

Here are a few basics. Let's say you want to open a file. You can pull down the file menu and select **File Folder**. It will let you open a new file or an old file. Sometimes it is useful to see what your file will look like when it's printed. Click the **Print Preview** icon, and you will see your file in print form. If you approve of the way it looks, you can click **Print**. If not, you can change your file.

If you want to remove a file, you can select it and hit the **Delete** key. Another avenue is to drag the file icon to the wastebasket on your desktop.



- 1.
- 2.
- 3.
- 4.
- 5.
- 6.
- 7.
- 8.
- 9.
- 10.

WORD SORT

- 1-5. Write the words that contain /oo/ or /yoo/ spelled **o-consonant-e** or **u-consonant-e**. If a word is used several times, write it only once.
6. Write the word that contains /yoo/ spelled **u**.
7. Write the word that contains /yoo/ spelled **you**.
8. Write the word that contains /oo/ spelled **ue**.
- 9-10. Write the words that contain /oo/ spelled **o**.